



Natick, MA  
Pictured: DURATION®  
Beveled Siding

**DM**  
**DURATION**®  
MOULDING & MILLWORK

The **NEXT** Generation of Exterior  
Millwork for Premium Performance

# Stock DURATION® Moulding Profiles


DURATION® Poly-ash Composite mouldings can be cut, drilled, routed, nailed and installed just like wood mouldings. No special tools are required. Simply dedicate carbide blades for working exclusively with poly-ash composite materials.

Over 500 Semi-Custom profiles available  
or we can match a profile for you.  
[DURATIONMillwork.com](http://DURATIONMillwork.com)

## DURATION® Consistently Provides:

- Quick Quoting and Proposal Generation
- Design Guidance
- Value Engineering Services
- Professional Shop Drawings
- Excellent Lead Times on Standard and Custom Profiles & Assemblies

Not drawn to scale.



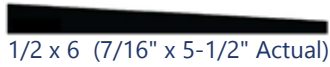


DURATION® is the industry leader in poly-ash composite moulding and custom millwork production and produces all material from TruExterior® Trim and Siding Products.

## DURATION® Stock Siding & Corner Profiles

### Beveled Siding Stock Profiles

*Smooth or Woodgrain Face - 16'*



1/2 x 6 (7/16" x 5-1/2" Actual)



1/2 x 8 (7/16" x 7-1/4" Actual)



5/8 x 8 (5/8" x 7-1/4" Actual)



5/8 x 8 Beaded (5/8" x 7-1/4" Actual)



5/8 x 9 (5/8" x 8-1/4" Actual)



5/8 x 10 (5/8" x 9-1/4" Actual)



5/8 x 12 (5/8" x 11-1/4" Actual)

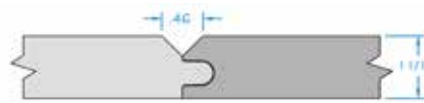


3/4 x 10 (3/4" x 9-1/4" Actual)

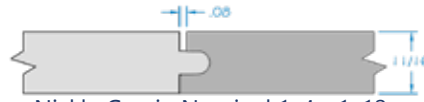
### Tongue & Groove Siding Stock Profiles - 16'



Butt Joint in Nominal 1x4 - 1x12



V-Rustic in Nominal 1x4 - 1x12



Nickle Gap in Nominal 1x4 - 1x12

### Stock Outside Corners



5/4 x 4 (15/16" x 3-1/2" Actual)  
5/4 x 6 (15/16" x 5-1/2" Actual)

T&G Ends for Easy Stacking



Scan to see detailed actual dimensions, reveals, coverage & cost calculator, and more

## DURATION®, Let's make the neighbors jealous




5/8 x 8 Beaded Beveled Siding, Smooth



Radius Solid Crown



5/8 x 8 Beveled Siding, Smooth Face with Mitered Corners



Even Butt Simulated Shake Panels



Standard Wide Boards  
15/16" x 18" x 16'



Semi-custom Profile  
DSC-126 - 3" x 3-3/4"

# What's So Special About Poly-ash . . .

## The Look

- Finished product is indistinguishable from wood
- The only composite material regularly accepted in areas controlled by Historic Architectural Review Boards
- Crisp profile details and truly beveled shape on beveled sidings
- Corners are able to be mitered or woven
- Minimal joints thanks to all long length material (non-finger jointed)
- Full complement of mouldings and millwork made from the same exact material
- Full capability of matching existing conditions or providing custom profiles

## The Ease of Installation and Finish

- No clearance requirements from grade, roofing, or patios
- No back or edge priming or sealing
- Minimal head size fasteners
- Easy to cut, sand, patch, and repair if ever damaged
- All 16' length siding - no cupping, checking, or splitting
- No rush to apply finish
- Paint ANY color with regular acrylic paint

## The Durability / Performance

- Will not rot or decay
- Remains exceptionally stable
- **Class A Fire Rated**
- WUI Listed (Beveled siding requires rabbet profile)
- Meets Florida Building Code requirements
- Poly-ash is an inorganic material that offers no food sources for termites, carpenter bees, squirrels, or other pests
- Unaffected by temperature, humidity, or standing water
- Extends paint performance thanks to stability and inability to cycle moisture

**Class A  
Fire Rated**



Made in  
the U.S.A.



Readily  
Available



Environmentally  
Friendly



Please visit  
**DURATIONmillwork.com**  
for more information

**DM**  
**DURATION**  
MOULDING & MILLWORK

888-388-7852

info@durationmillwork.com



Follow us on  
**Instagram**

@DurationMouldingandMillwork