



Natick, MA
Pictured: DURATION®
Beveled Siding

DM
DURATION®
MOULDING & MILLWORK

The **NEXT** Generation of Exterior
Millwork for Premium Performance

Stock DURATION® Moulding Profiles


DURATION® Poly-ash composite mouldings can be cut, drilled, routed, nailed, and installed like wood mouldings with no special tools. Use carbide blades dedicated exclusively to poly-ash composite materials.

Over 600 Semi-Custom profiles available
or we can match a profile for you.
DURATIONMillwork.com

DURATION® Consistently Provides:

- Quick Quoting and Proposal Generation
- Design Guidance
- Value Engineering Services
- Professional Shop Drawings
- Excellent Lead Times on Standard and Custom Profiles & Assemblies

Not drawn to scale.







DURATION® is the industry leader in poly-ash composite moulding and custom millwork production and produces all material from TruExterior® Trim and Siding Products.


DURATION® Stock Siding & Corner Profiles

Beveled Siding Stock Profiles


Smooth or Woodgrain Face - 16'


 1/2 x 6 (7/16" x 5-1/2" Actual)

 1/2 x 8 (7/16" x 7-1/4" Actual)


 5/8 x 8 (5/8" x 7-1/4" Actual)

 5/8 x 8 Beaded (5/8" x 7-1/4" Actual)

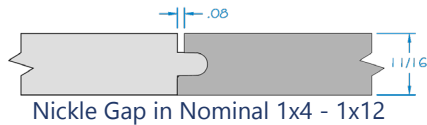
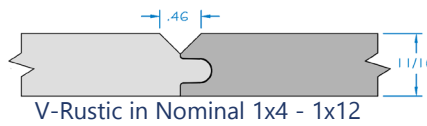
 5/8 x 9 (5/8" x 8-1/4" Actual)

 5/8 x 10 (5/8" x 9-1/4" Actual)

 5/8 x 12 (5/8" x 11-1/4" Actual)

 3/4 x 10 (3/4" x 9-1/4" Actual)

Tongue & Groove Siding Stock Profiles - 16'



Stock Outside Corners



5/4 x 4 (15/16" x 3-1/2" Actual)
5/4 x 6 (15/16" x 5-1/2" Actual)


T&G Ends for Easy Stacking



Scan to see detailed actual dimensions, reveals, coverage & cost calculator, and more


Standard Wide Boards & Panels

15/16" x 18" - 16'
11/16" x 43" - 95-1/2"
11/16" x 48" - 96"



Standard Simulated Shake Panels

7/16" x 8" x 48" 6" Reveal
5/8" x 8" x 48" 6" Reveal
5/8" x 10" x 48" 8" Reveal



What's So Special About Poly-ash . . .

The Look

- Finished product is indistinguishable from wood
- The only composite material regularly accepted in areas controlled by Historic Architectural Review Boards
- Crisp profile details and truly beveled shape on beveled sidings
- Corners are able to be mitered or woven
- Minimal joints thanks to all long length material (non-finger jointed)
- Full complement of mouldings and millwork made from the same exact material
- Full capability of matching existing conditions or providing custom profiles



*5/8 x 8 Beaded Beveled
Siding, Smooth*

The Ease of Installation and Finish


- No clearance requirements from grade, roofing, or patios
- No back or edge priming or sealing
- Minimal head size fasteners
- Easy to cut, sand, patch, and repair if ever damaged
- All 16' length siding - no cupping, checking, or splitting
- No rush to apply finish
- Paint ANY color with regular acrylic paint



*Semi-custom Profile
DSC-126 - 3" x 3-3/4"*

The Durability / Performance

- Will not rot or decay
- Remains exceptionally stable
- **Class A Fire Rated**
- Meets Florida Building Code requirements
- Poly-ash is an inorganic material that offers no food sources for termites, carpenter bees, squirrels, or other pests
- Unaffected by temperature, humidity, or standing water
- Extends paint performance thanks to stability and inability to cycle moisture



Radius Solid Crown



Made in
the U.S.A.



Readily
Available



Environmentally
Friendly



Please visit
DURATIONmillwork.com
for more information

DM
DURATION
MOULDING & MILLWORK

888-388-7852
info@DURATIONmillwork.com



Follow us on
Instagram

@DurationMouldingandMillwork